

Objectives:

- Student will be able to identify and model points, lines, and planes, midpoints, rays, and line segments.

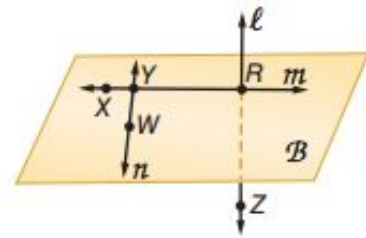
Example:

1. Use the figure to name each of the following:

a. a line containing point X

b. a line containing point Z

c. a plane containing points W and R



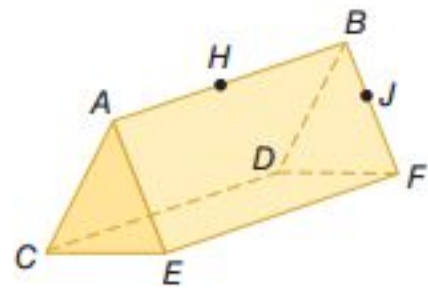
2. Refer to the figure to answer the following:

a. How many planes are shown in the figure?

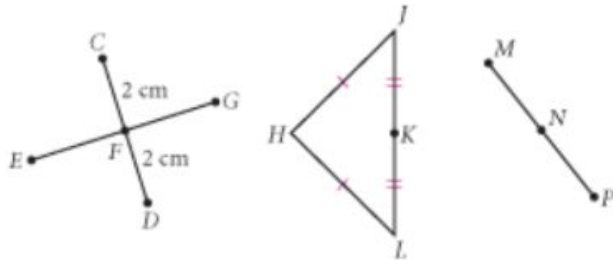
b. Name three points that are collinear.

c. Are points A , H , J , and D coplanar? Explain

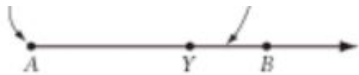
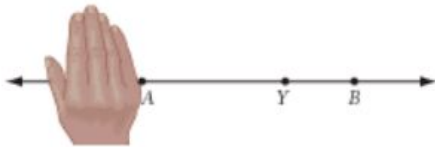
d. Are points B , D , and F coplanar? Explain



3. Use the figure below for the following questions
- Name each midpoint and the segment it bisects.
 - Name all the congruent segments. Use the congruence symbol to write your answers.



Ray



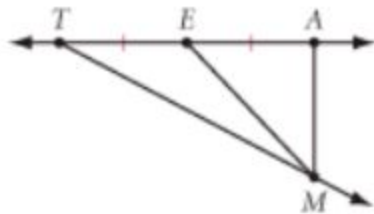
Investigate!

1. Around the classroom

2.



3.



4. In your own words define each of these vocab words that we have learned today.