
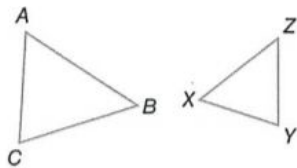


Similar Polygons:

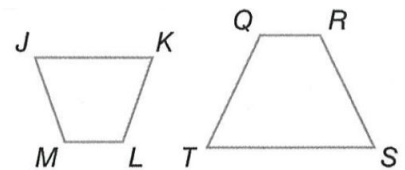
| similarity statement | congruent angles | corresponding sides |
|---|--|---|
|  | $\angle A \cong \angle E$ $\angle B \cong \angle F$ $\angle C \cong \angle G$ $\angle D \cong \angle H$ | $\frac{AB}{EF} = \frac{BC}{FG} = \frac{CD}{GH} = \frac{DA}{HE}$ |

1. List all pairs of congruent angles, and write a proportion that relates the corresponding sides for each pair of similar polygons.

a. $\triangle ABC \sim \triangle ZYX$

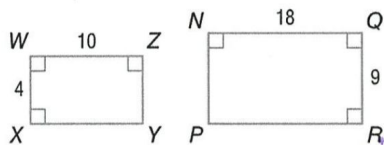


b. $JKLM \sim TSRQ$

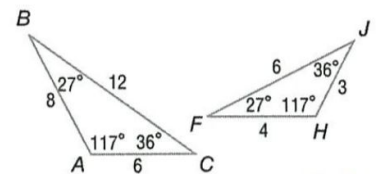


2. Determine whether each pair of figures is similar. If so, write the similarity statement and scale factor. If not, explain your reasoning.

a.

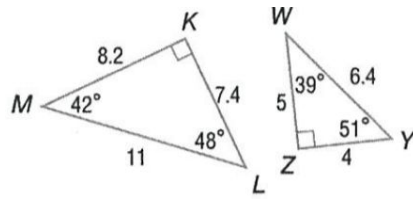


a.

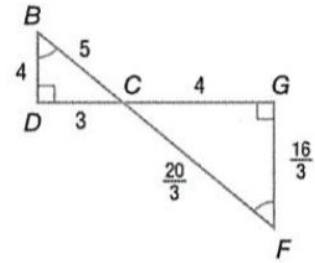


Geometry CP
7.2 Similar Polygons

b.



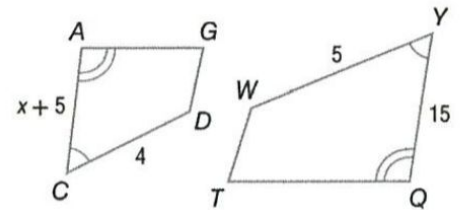
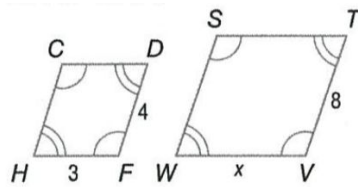
c.



3. Each pair of polygons is similar. Find the value of x .

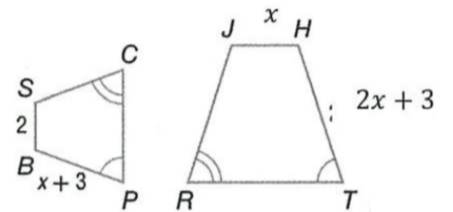
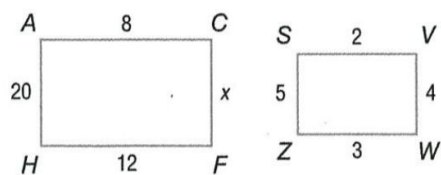
a. $CDFH \sim STVW$

c.



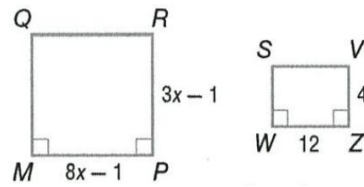
b. $ACFH \sim SVWZ$

d.

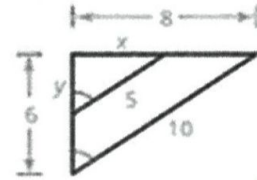


Geometry CP
7.2 Similar Polygons

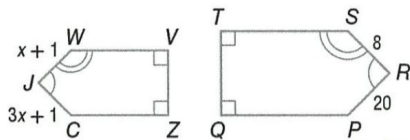
e.



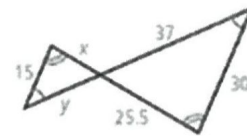
g.



f.



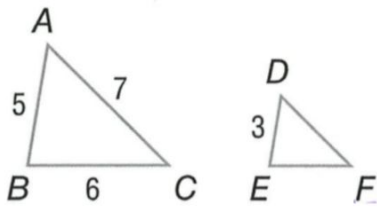
h.



4. Rectangle ABCD has a width of 8 yards and a length of 20 yards. Rectangle QRST, which is similar to rectangle ABCD, has a length of 40 yards. Find the scale factor of rectangle ABCD to rectangle QRST and the perimeter of each rectangle.

Geometry CP
7.2 Similar Polygons

5. Find the perimeter of $\triangle DEF$, if $\triangle ABC \sim \triangle DEF$, $AB = 5$, $BC = 6$, $AC = 7$, and $DE = 3$.



6. This is a miniature replica of a 1923 Checker Cab. The length of the model is 6.5 inches. If the length of the cab is 13 feet, what is the scale factor of the model compared to the car?

